

# A PRUDENT MAN

## TECH SPECS



**Technical Rating: D**  
**Min. stage dimensions: 3m x 3m**

### LIGHTING REQUIREMENTS:

- Basic dimmable warm front wash.
- On stage dimmable fresnel on a stand; patch point downstage prompt.  
**PLEASE NOTE:** *Lab Kelpie will provide this fresnel and stand where possible, depending on venue location. Lab Kelpie will confirm one month prior to performance if provision of fresnel by venue is required.*
- Possible soft-edged spot, slightly OP on front LX bar.  
**PLEASE NOTE:** *Where the stage and audience is wider and the position of the onstage fresnel may cause sightline issues, it may need to be pushed upstage, necessitating the use of this further lighting. Please refer to sample stage plans below and contact Lab Kelpie if necessary.*

### SOUND REQUIREMENTS:

- Basic audio input for iPod.  
*iPod with pre- and post- show music supplied by Lab Kelpie.*

### SET:

- A simple chrome and black executive chair (not on wheels)
  - A small modern side table
  - A carafe of water
  - A glass
- Lab Kelpie will provide all set items, depending on venue location. Lab Kelpie will confirm with each venue one month out from performance if assistance in sourcing a **suitable chair** and **side table** will be required.*

# A PRUDENT MAN

## TECH SPECS



### STAGING, USE OF SPACE & VENUE INPUT:

With the main character seated throughout, the action is confined to a 3m x 3m area containing the three set pieces. This could be the entire space available in a small venue, it could be created with tabs on a regular stage, or it could be the only area used in a larger space. (Please refer to attached [Basic Playing Area Plan](#).)

The location of the piece is deliberately ambiguous – it could be a TV interview, or a campaign office, or an interrogation, or The Hague. The context – and playing space – is similarly abstract and dichotomous; it is at once luxurious and hostile, chrome-shiny and gritty. This aesthetic suits a simple space of almost any size and form.

The text is paramount, and a simple black space is standard, but if you want to get creative with your existing space – activate a new POV or configuration, expose elements normally hidden, or anything else – please feel free to get creative!

Get in touch if you'd like to chat through ideas.

### WARDROBE REQUIREMENTS:

Basic dressing area with mirror and clothes rack or hook. Clothes rack, iron and ironing board appreciated.

# A PRUDENT MAN TECH SPECS



## EXAMPLES OF SET PIECES REQUIRED:

**Executive looking chair (no wheels):**



**Small, modern side table (preferably black):**



# A PRUDENT MAN TECH SPECS



**On stage dimmable fresnel on a stand:**

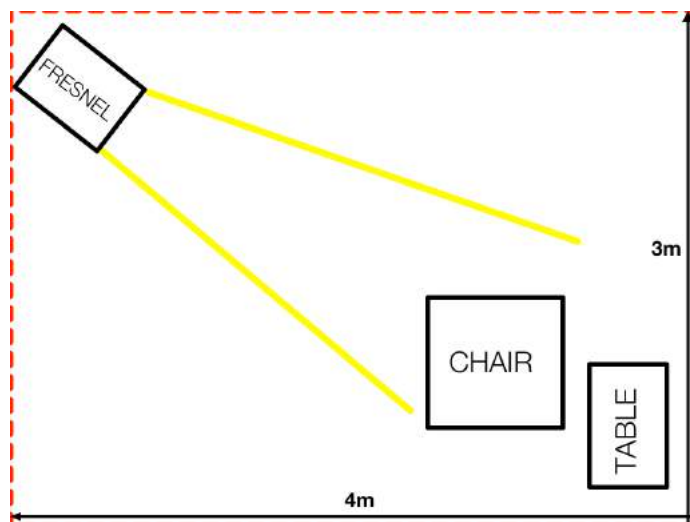


# A PRUDENT MAN TECH SPECS

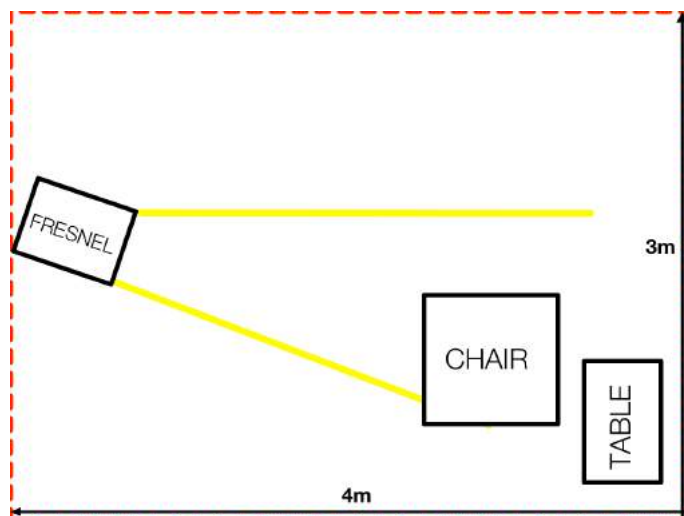


## STAGE PLANS:

**Basic Playing Area Plan:**



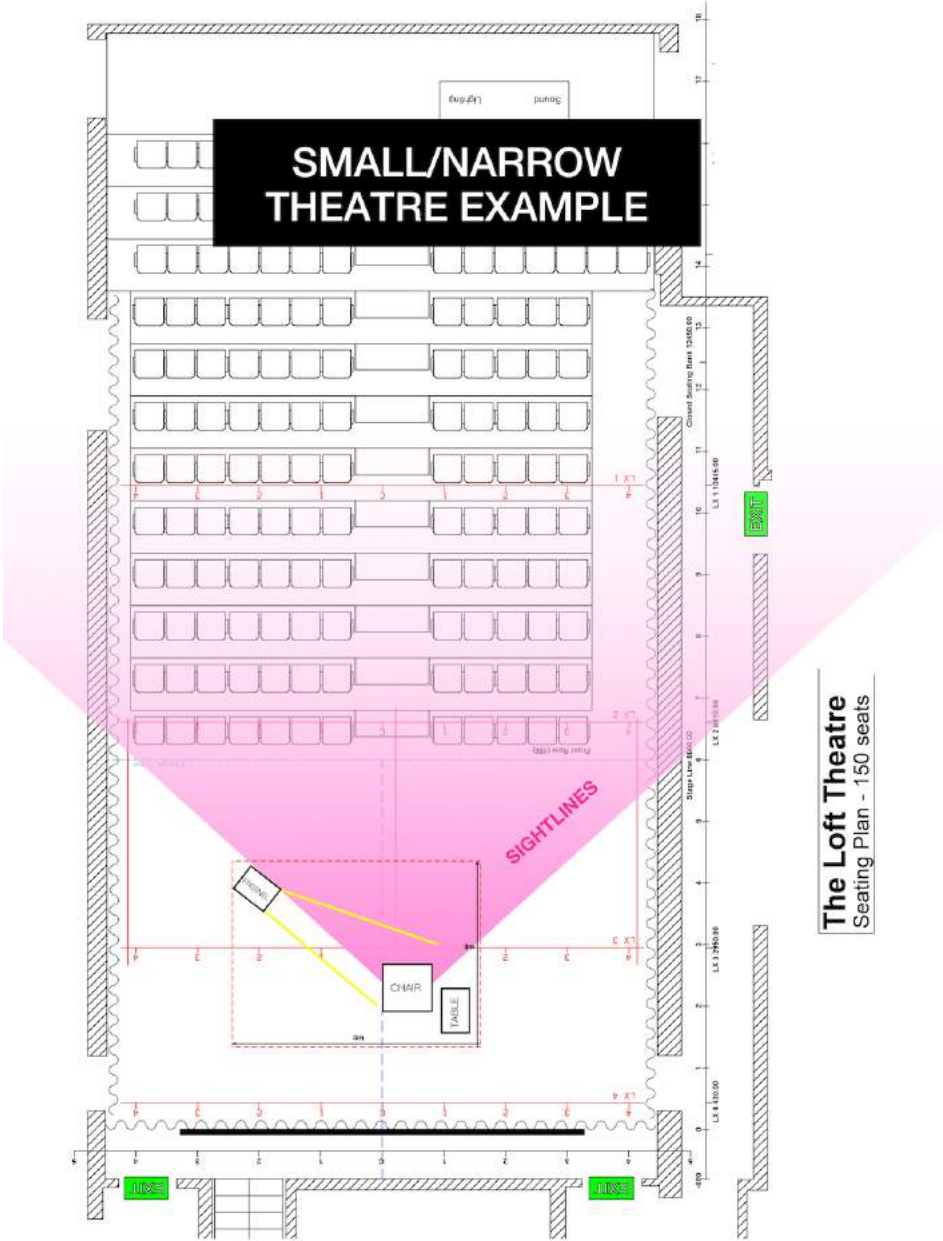
**Reconfigured Playing Area  
(additional front spot or similar required):**



# A PRUDENT MAN TECH SPECS



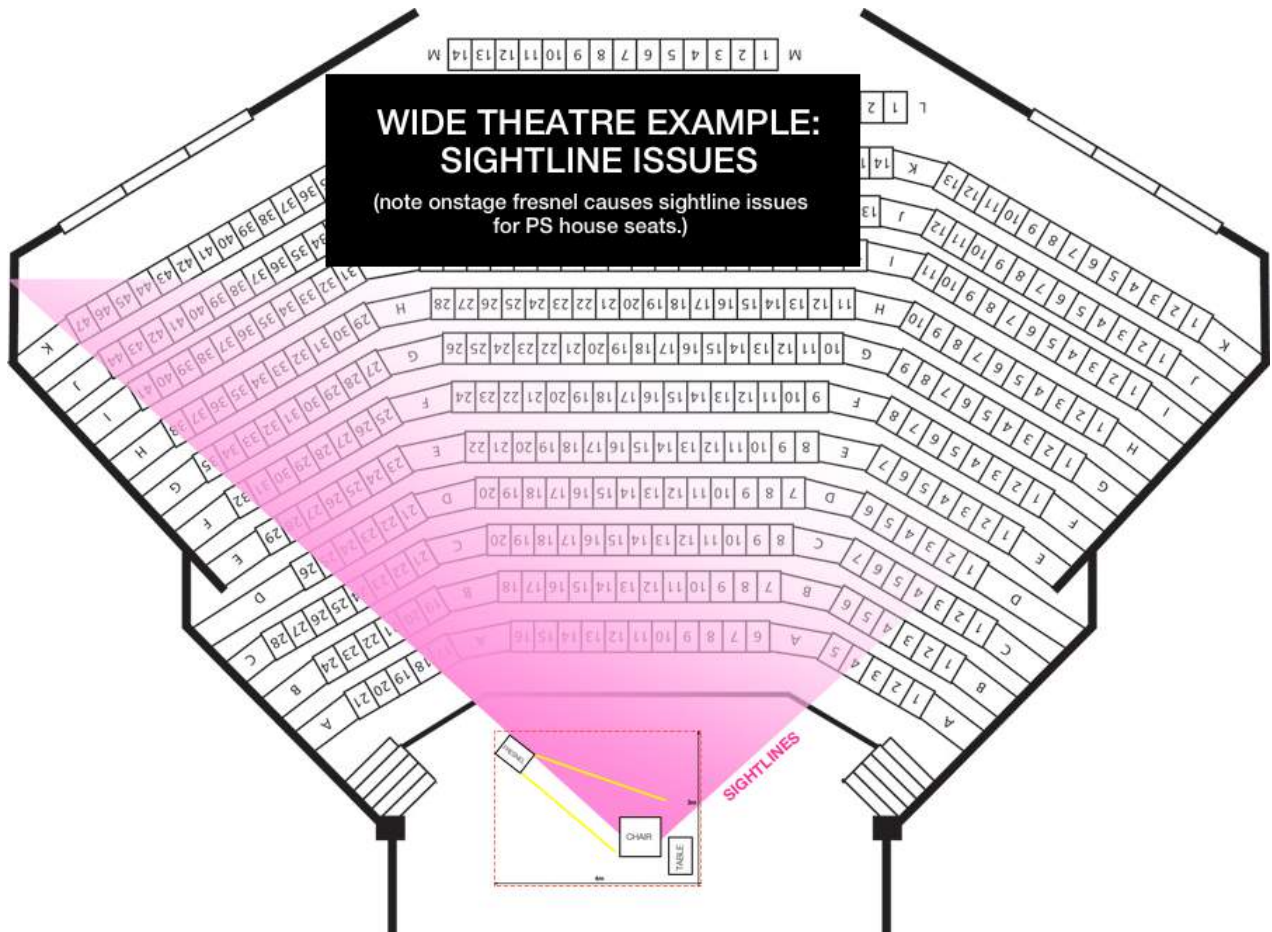
## In Situ Sample Plan – Small/Narrow Theatre:



# A PRUDENT MAN TECH SPECS



## In Situ Sample Plans – Larger Theatre Example #1:



# A PRUDENT MAN TECH SPECS



## In Situ Sample Plans – Larger Theatre Example #2:

